

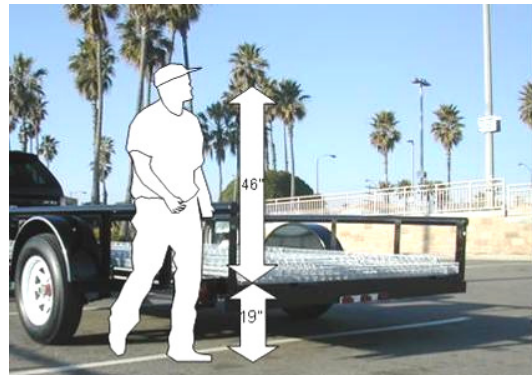
V-Squared™ Post System **Temporary Site Security System** **Frequently Asked Questions (FAQs)**

OVERVIEW

Depending on the market there seem to be three different approaches to the rental fence business. First, is driven posts with mesh tied to them. Although this was the mainstay of the business in years past, it has been losing ground to panel fence. Panels offer many advantages such as greater flexibility to remove then replace sections of fence to easily permit access to easements or to position equipment. All V-Squared systems have the modularity of panel systems while solving the major drawbacks associated with them. Our approach has been to recognize that markets have different needs. Some contractors favor driven posts with the flexibility of only using stands when necessary, this maintains the flexibility of a modular system with the greater stability of a driven post. Other markets prefer panels mounted on stands; which is much simpler when most installations are on paved surfaces. Our goal is to support our customers with solutions that fit both approaches while delivering the exclusive efficiencies of V-Squared in both our V-Squared Post System and our V-Squared Stand System. This document focuses on our Post System, refer to the Stand System FAQ paper for information on that system.

Labor is our biggest headache, how can your product help me with that? The unique features of being easier to stack transport, and handle, of V-Squared will make a real world difference in your business by making your crew's job less difficult. This unique combination of strength and ease of handling in a lighter weight design has the obvious implications in terms of enhanced employee recruitment opportunities, and improved job satisfaction.

While these benefits alone are substantial, the lighter transportation efficiency of V-Squared could potentially radically change your approach to the business. Consider the hardworking crew with the full load of chain link panels pictured below and in our PowerPoint Slide Show (see it again on line at www.V2Panel.com). The same lineal footage of panels shown on their heavy duty truck (approx 876') could fit on a utility trailer with a GVWR less than 10,000 lbs, pulled by a pickup or 1 ton truck which typically would not require a CDL licensed driver. More importantly the stack of V-Squared panels would only be about 46" tall so sitting on a trailer with a 19-20" deck height your crew can work from the ground rather than climbing up the truck and stack of panels. See photo for illustration.



Does it make a good gate? V-Squared was designed from the start as a panel, assuming that it would be fixed at four corners. With that in mind the panel's strength is designed to be in center-point beam loading as demonstrated in the photo. The panel will flex diagonally (torsionally) however; so when used as a gate it will have virtually no vertical sag but will twist corner to corner at the latch side (free end). Since the vast majority of post system customers either use a gate rather than a panel with rings they tend to be familiar




with working around this issue. The panel with rings really can't be hung as a gate unless the rings are removed. One simple solution when using our panel as a gate is to latch the panel at two points to your latch post.

How else does V-Squared save labor? Have you tried to slide one ordinary panel across another? V-Squared's heavy 4 gauge wire at the "top" of the structural bend creates a smooth set of "rails" to slide one panel lengthwise down the panel below until it drops into its nesting position. This simple but unique advantage makes field handling of the panels exponentially easier.



1. Each V has a straight wire the length of the panel creating a set of "rail tracks".

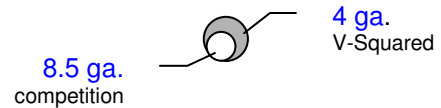


2. The cross wire slides easily down the panel on the bottom on both post and stand systems.




3. Until the panel drops neatly aligned onto the stack. – EASY.

I have seen other products like this one, what is the difference? There is nothing that compares to the V-Squared product on the market; in fact V-Squared is so unique that it is Patent Pending. V-Squared is the ONLY panel on the market that is both nestable and has a frame that runs BOTH horizontally and vertically. This heavy 4 parallel wire 4 gauge frame goes around the perimeter of the panel as well as a 3 wire horizontal framing member in the center of the panel. Ordinary wire panels have considerable flex and require either a pipe frame bolted to them on site, or the handling efficiency is sacrificed by welding mesh to a tubular frame. V-Squared is stiff enough to handle easily and heavy enough to stand up to the repeated uses required of temporary fencing. Compare the size of the framing wires in the V-Squared panel to the 8.5 gauge wires of some competing products. There is almost 2 1/2 times more steel in the V-Squared framing wires PLUS the V-Squared perimeter frame has FOUR parallel wires. The 11.5 gauge wires in the body of V-Squared are spaced 2 3/8" apart consistent with your customer's expectation for a site secured by chain link panels vs. the large rectangular openings of ordinary wire mesh panels.



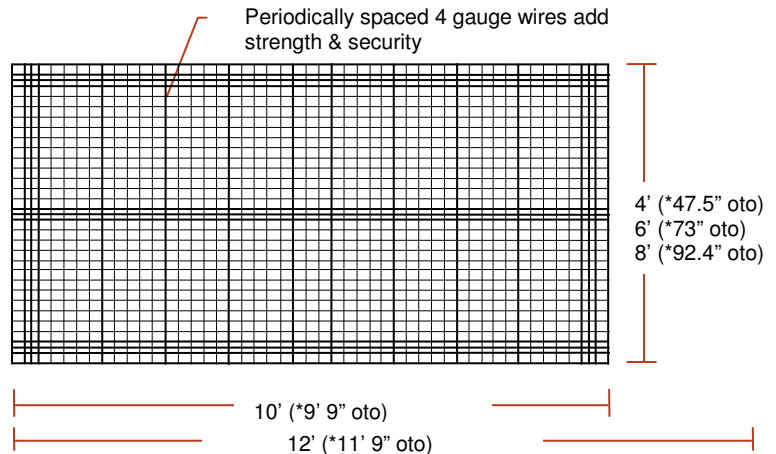
My customers are increasingly concerned about security, can I get V-Square in different gauges? The framing wires are 4 gauge (5.75mm) and the fill wires are 11.5 gauge (2.75mm) in our standard products. Spacing is 2 3/8" (60mm) (normal industry tolerances apply). Four gauge wires run **vertically every 12 1/4" (305mm)** or less in the panel creating a security grid greatly enhancing the security and satisfying those concerns. Naturally the technology can be made in other



gauges, sizes or mesh spacing and with a large enough volume commitment we could entertain producing it.

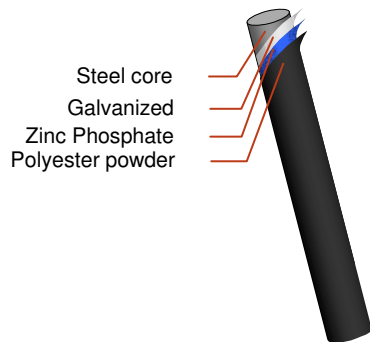
What sizes does it come in and can I get sizes for other applications?

We offer two standard sizes for temporary fence that measure 9' 9" x 6' 1" (referred to as the 10' x 6') and 11' 9" x 6' 1" (referred to as the 12' x 6'). In addition we offer a 9'9" x 47.5" panel (referred to as the 10' x 4') and a 11'9" x 92.4" panel (referred to as the 12' x 8'). Customers quickly recognize that the panels make a superior choice for a variety of applications. Warehouse partitions, grow panels, utility panels are just a few of the many applications.



Explain my choices of finishes?

V-Squared panels are available in choice of three finishes; 1. A galvanized before welding (0.6 oz zinc/sq ft. minimum) with all welds treated with a zinc rich primer which is our most popular. 2. Galvanized after welding mesh. 3. A polyester powder coated finish. The powder coated finish is a three stage coating over the steel substrate. A galvanized coating is followed by a layer of zinc phosphate and then coated with a 3 mills of exterior grade TGIC polyester powder. Black is the standard color but other colors are available for a small up-charge. Most fittings are also offered in a matching color. The powder coated product is ideal for events or for permanent installations.



The base stands are also offered in a high visibility orange polyester powder coated finish which we recommend and offer at no additional charge over the galvanized stand. Careful placement of the stands however is the best assurance to avoid creating a potential trip hazard during installation.

What size posts can I use with the post system?

Our post system works equally well with a range of post sizes. The post system's wire rod ring option works with up to 1 7/8" o.d. posts (1.9" or 48.25mm) and remains permanently installed without interfering with the nesting capabilities of the product. We also offer our custom roll form post that drives easily and the "W" shape makes a more stable post that won't pack with dirt like a tubular post.

Our flexible hardware choices include the cross clip bracket and the panel-to-post bracket and both are designed for use with standard fence industry round posts from 1 5/8" o.d. (1.660" or 42.2mm) to 1 7/8" o.d. (1.9" or 48.25mm). As illustrated in the photos the tolerances of the V-Squared system are sufficiently forgiving that these same brackets will work with 1 3/8" o.d. (1.315" or 33.4mm) tubular uprights or perhaps smaller and still fully engage the wires of the panels when rotated fully against the tubing. The design of the system allows flexibility for many customized options.





Wire Rod Rings Permanently Installed shown on 1

Panel-to-Post Bracket shown on 1 3/8"

Cross Clip Bracket shown on 1 3/8"

The V-Squared Post System stand works with the same 1 5/8" and 1 7/8" posts. The stand uprights flare at the base creating a friction fit. The stand system doesn't require a post.

What are the primary advantages / disadvantages of the different bracket choices on the post system? Of the 3 brackets shown above consider the following:

| Consideration | Wire Rod Rings | Panel-to-Post | Cross Clip |
|-------------------------------------------------------------------------------------------------|----------------|---------------|------------|
| Number of framing wires engaged per panel | 2 | 4 | 1 |
| Relative Security | Better | Best | Good |
| Can reposition bracket / remove for special circumstances (stepping – install gate hinges etc.) | No | Yes | Yes |
| Bracket can be pre-installed and remain attached to panel when stacked | Yes | No | No |
| Number of brackets required per panel (average) | 4 | 4 | 2 |
| Brackets per panel to install during fence erection | 0 | 4 | 2 |
| Relative cost | \$\$ | \$\$\$\$\$ | \$ |

Can I get V-Squared with a barbed top? If your requirement is large enough we can produce a version with a barbed top.

What if I can't drive a post? We offer a stand designed for common tubular posts. The base of at least one panel sits in one of the notches to maintain the weight of the panel on the stand. It also prevents the stand from being kicked parallel to the fence line.

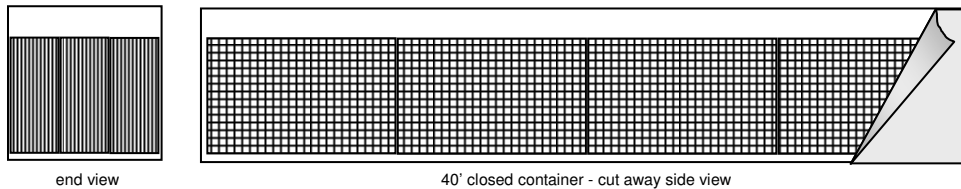
How do I anchor the stands? We have a 1/2" hole at both ends of the base of the stand that a stake can be driven through. Stands can also be anchored consistent with your current practice such as sand bags. Keep in mind that with a 30" footprint our stand is already wider than most.

Can I use my own stands? If your stands normally accommodate a 1 5/8 or 1 7/8" round post they will work with our post system.

How about other hardware? Hinges and guides for industrial drop rod assemblies specifically designed for the wire panel are available as are fork latch yolks and index clamps for special circumstances.

What if I would like to purchase less than a full container load? We have some popular styles in stock for prompt shipment in pallet quantities. A small additional charge applies.

How will they come packaged and can I mix panels in one container? The loading diagram calls for 4 rows of 10' panels or 3 rows of 12' panels in a closed 40' container. There are 48-50 panels bundled in a unit standing vertically, 3 units per row. Units are placed on a skid so they are accessible with a forklift from the end and the side. Mixing panels on a load could result in fewer panels per load and increase the freight cost per panel. As long as you don't mind paying the extra freight we could mix them. The loading plan of the 10' panel is illustrated in the end and side diagrams of a 40' container shown below:



We ship panels in this fashion to simplify unloading and to keep the weight per pallet manageable.

IMPORTANT NOTE: the unit is 30" (760mm) wide and can weigh between 2200 and 3100 lbs depending on the style (typically 2600#). Improper handling or storing of the bundled units could present a TIPPING HAZARD!



What about repairs? Many of the repairs to traditional chain link panels are to repair and reattach pulled and snagged chain link mesh to the frame. Our all welded, easy handling design helps to prevent that kind of damage. If the frame is bent often it can be straightened with enough leverage to bend it back into position. We offer a tool to help with this. Tubular frames, once kinked are much more difficult to repair.



What about screening? The post system is typically screened with continuous roll screening once the panels are installed.

I am a long way from California, can you be competitive? Absolutely! Since the nesting efficiencies of V-Squared also benefit transportation costs from the factory we currently have very competitive prices calculated to major metro points across the U.S. and Canada and with our production based offshore we can readily ship to destinations other than North America including Australia and Europe.

Other questions? Go online to "contact us" and ask. We will add them to our list.